




Time to Talk: Developing Words – What is it like in a castle?

This term we will be exploring story books and non-fiction texts about knights, castles and dragons. We will be exploring story settings and characters, using new words to write descriptions and to retell the stories. We will also be investigating materials and why objects are made from certain things.

These are some of the words we will be using with your child. They will be exploring and learning what they mean and attempting to say and use them themselves. You can help at home by talking about these words in sentences and finding these things to show to your child. You could also share stories at home at discuss what is happening, describe the story settings and what your child feels about the characters.

Fiction	Hero	Build	Castle
Tale	Villain	Investigating	Drawbridge
Beginning	Description	Structure	Moat
Setting	Middle	Materials	Protect
Character	End	Experiment	Attack
Non fiction	Trapped	Predict	Defence



Time to Talk: Songs to sing at home

Read Write Inc Handwriting Rhymes and Characters

Sound	Rhyme
a	Round the apple and down the leaf (apple)
b	Down the laces to the heel, round the toe (Boot)
c	Curl around the caterpillar (caterpillar)
d	Round his bottom, up his tall neck and down to his feet (dinosaur)
e	Lift off the top and scoop out the egg (egg)
f	Down the stem and draw the leaves (flower)
g	Round her face, down her hair and give her a curl (girl)
h	Down the head to the hooves and over his back (horse)
i	Down his body, and a dot for his head (insect)
j	Down his body, curl and dot (Jack in the box)
k	Down the kangaroo's body, tail and leg (kangaroo)
l	Down the long leg (leg)
m	Down Maisie, over the mountain, over the mountain (Maisie and mountains)
n	Down Nobby, over his net (football net)
o	All around the orange (orange)
p	Down his plait and around his head (pirate)
q	Round her head, up past her earrings and down her hair (queen)
r	Down his back, then curl over his arm (robot)
s	Slither sown the snake (snake)
t	Down the tower across the tower (castle tower)
u	Down and under, up to the top and draw the puddle (umbrella)
v	Down a wing, up a wing (vulture)
w	Down up, down up (worm)
x	Down the arm and leg and repeat the other side (exercise)
y	Down a horn, up a horn and under his head (yak)
z	Zig - zag- zig (zip)

Bouncy vowels	Bouncy consonants	Stretchy consonants
---------------	-------------------	---------------------

Number Rhymes

0 – round and round the page we go, that's the way to make a 0.

1 – a straight line down is lots of fun, that's the way to make a 1.

2 – around and back the railroad track, 2, 2, 2.

3 – around the tree, around the tree, that's the way to make a 3.

4 – down and over, down once more, that's the way to make a 4.

5 – straight line down and a big old tummy, put on a hat to make 5 funny.

6 – big curve round and stir the mix, that's the way to make a 6.

7 – across the sky and make a line, you'll make a 7 every time.

8 – make an s but do not wait, race back up to make an 8.

9 – first a circle then a line, you'll make a 9 every time.

Here are the rhymes we use to teach the children how to write each letter. Please, no capital letters yet!