

# Time to Talk: Developing Words –How do I care for the environment around me ?

This term we will be exploring story books and non-fiction texts about the natural world. We will be finding out about animals and plants through a variety of texts and how we can protect them in different ways.

These are some of the words we will be using with your child. They will be exploring and learning what they mean and attempting to say and use them themselves. You can help at home by talking about these words in sentences and finding these things to show to your child. You could also share stories at home at discuss what is happening, describe the story settings and what your child feels about the characters.

Environment

Habitat

Mammal

Carnivore

Herbivore

Omnivore

Grow

Germinate

Seed

Bulb

Roots

Pollen

Recycle




Reuse

Pollution

Waste

Reduce

Rot



# Time to Talk: Songs to sing at home

Read Write Inc Handwriting Rhymes and Characters

Sound	Rhyme
a	Round the apple and down the leaf (apple)
b	Down the laces to the heel, round the toe (Boot)
c	Curl around the caterpillar ( caterpillar)
d	Round his bottom, up his tall neck and down to his feet (dinosaur)
e	Lift off the top and scoop out the egg (egg)
f	Down the stem and draw the leaves (flower)
g	Round her face, down her hair and give her a curl (girl)
h	Down the head to the hooves and over his back (horse)
i	Down his body, and a dot for his head (insect)
j	Down his body, curl and dot (Jack in the box)
k	Down the kangaroo's body, tail and leg (kangaroo)
l	Down the long leg (leg)
m	Down Maisie, over the mountain, over the mountain (Maisie and mountains)
n	Down Nobby, over his net (football net)
o	All around the orange (orange)
p	Down his plait and around his head (pirate)
q	Round her head, up past her earrings and down her hair (queen)
r	Down his back, then curl over his arm (robot)
s	Slither sown the snake (snake)
t	Down the tower across the tower (castle tower)
u	Down and under, up to the top and draw the puddle (umbrella)
v	Down a wing, up a wing (vulture)
w	Down up, down up (worm)
x	Down the arm and leg and repeat the other side (exercise)
y	Down a horn, up a horn and under his head (yak)
z	Zig - zag- zig (zip)

Bouncy vowels	Bouncy consonants	Stretchy consonants
---------------	-------------------	---------------------

## Number Rhymes

0 – round and round the page we go, that's the way to make a 0.

1 – a straight line down is lots of fun, that's the way to make a 1.

2 – around and back the railroad track, 2, 2, 2.

3 – around the tree, around the tree, that's the way to make a 3.

4 – down and over, down once more, that's the way to make a 4.

5 – straight line down and a big old tummy, put on a hat to make 5 funny.

6 – big curve round and stir the mix, that's the way to make a 6.

7 – across the sky and make a line, you'll make a 7 every time.

8 – make an s but do not wait, race back up to make an 8.

9 – first a circle then a line, you'll make a 9 every time.

Here are the rhymes we use to teach the children how to write each letter. Please, no capital letters yet!